



# Now You're the Inventor!

## Make "The Basic"

Sponsored by  DELTA



**1**

Fold paper in half lengthwise. Open.



**2**

Fold both corners down to center line.



**3**

Fold corners to center line again.



**4**

Fold plane in half along original fold mark.



**5**


Fold one side half way down to create a wing.



**6**


Fold opposite side to match.

FLIP FOR NEXT STEP




7

At wing tip, fold up about one inch to create a tail.



8

Fold opposite side to match.



9

Adjust wings and FLY!