




Now You're the Inventor!


Make "The Phoenix"

Sponsored by  DELTA




1

Fold top corner to line up with opposite edge of paper.




2

Unfold, then repeat with other corner.




3

Unfold.



4

Fold corners so that the side edge lines up with the marked line.



5


Repeat on opposite side.



6

Fold tip down to intersection of folds.

FLIP FOR NEXT STEP




7

Fold in half.




8

Fold top corner to
line up with
bottom edge.




9

Fold opposite side
to match.




10

Fold wing down
diagonally as
shown.



11

Fold opposite side
to match.



12

adjust wings
and FLY!